

S

Storage Solutions

For Your Yard and Garden





Storage Solutions

For Your Yard and Garden


Welcome...

Whether you need to replace an existing shed or simply want more storage space, our line of quality wood storage sheds may be the perfect solution. On the following pages you will find a variety of sheds, garages etc. with plenty of options to add. Enjoy.

Contents

Grandewood Classic	4 to 6
Vinyl Sheds	7 to 9
Wood Sheds	10 to 12
Hinged Roof Sheds and Garages	13
Garages	14
Lean-To Sheds	15
Shed Gutter	16
Options	17
Design your Shed	18 & 19
Delivery Options	20

Shed Construction






WOOD SHED SPECIFICATIONS

- 1. Foundation:** 4x4 Pressure-Treated Foundation Beams
- 2. Subflooring:** 2x4 Framing, 16-in O.C. (pressure-treated)
- 3. Flooring:** 5/8-in Exterior Grade Plywood **LP** Smart Floor (pressure-treated or **LP** Smart Floor optional)
- 4. Wall Framing:** 2x4 Framing, 16-in O.C.
- 5. Siding:** 1/2-in Deep Groove Duratemp Fir Siding or 7/16-in **LP** Smart Panel
- 6. Roof Framing:** 2x4 Double Gusseted Rafters, 16-in O.C.
- 7. Sheathing:** 1/2-in CDX Plywood or 7/16-in OSB (**LP** Tech Shield sheathing optional)
- 8. Roofing:** GAF Lifetime Shingles w/Aluminum Drip Edging
- 9. Doors:** Heavy-Duty Wood Doors with 2x3 Framing
- 10. Windows:** Aluminum Vertical Slider windows with grids and screens or aluminum jalousie with screens

VINYL SHED SPECIFICATIONS

- 1. Foundation:** 4x4 Pressure-Treated Foundation Beams
- 2. Subflooring:** 2x4 Framing, 16-in O.C. (pressure-treated)
- 3. Flooring:** 5/8-in Exterior Grade Plywood (pressure-treated or **LP** Smart Floor optional)
- 4. Wall Framing:** 2x4 Framing, 16-in O.C.
- 5. Siding:** Double 4 1/2-in DutchLap Vinyl Siding (D-4 Optional)
- 6. Roof Framing:** 2x4 Double Gusseted Rafters, 16-in O.C.
- 7. Sheathing:** 7/16-in OSB (**LP** Tech Shield sheathing optional) 1/2" plywood optional
- 8. Roofing:** GAF Lifetime Shingles w/Aluminum Drip Edging
- 9. Doors:** Fiberglass embossed panel doors
- 10. Windows:** Aluminum Vertical Slider windows with grids and screens

We have engineered drawings for all styles of our sheds. They are available sealed in every state.



Grandewood Classic

The Grandewood Classics line meets the demand for an upscale storage shed. This line features that extra detail along with our legendary craftsmanship for the discriminating homeowner. Featuring the wider roof overhangs and fascias, wider door and window trims, larger windows and other features. This line is available in vinyl or wood siding.

6-inch overhang is standard on Grandewood Classics except The Garden.



POPULAR OPTIONS



Deluxe Vents



Widowed Cupola



Regular Cupola



Ramp

THE CARRIAGE

Shown: 10x16

Shingles: Charcoal

Siding: Navajo LP Smart Panel

Trim: Tan

Doors & Shutters: Black

Options: Deluxe Vents, Black Windows



THE ESTATE

Shown: 10x16

Shingles: Weatherwood

Siding: Navajo

Trim: Tan

Doors & Shutters: Avocado

Options: Vents



THE ESTATE

Shown: 10x16

Shingles: Charcoal

Siding: Red LP Lap

Trim: White

Shutters & Door: Black

Options: Deluxe Vents, Black Windows



FEATURES

Shown: 10x16

Shingles: Hickory

Siding: Navajo LP Smart Panel, Tan Trim, Red Doors & Shutter

Options: Gable Vents



THE KINGSTON

The Kingston is a very popular and beautiful shed offering both a front and side entrance. The Kingston shown has an optional fiberglass 9-lite door. Side door entrance with ramp is great for larger tools or tractors.

FEATURES

Shown: 10 x 14

Shingles: Weatherwood
Siding: Sand Vinyl
Clay Trim / Black Shutters

Options: Gable Vents,
Fiberglass 9-Lite Door,
Ramp

THE GARDEN Tan LP Smart Panel

The Garden shed like all our Grandewood Classics, can be customized with color, roof, windows, and much more

The Garden can come with DuraTemp or Vinyl Siding.

FEATURES

Shown: 10 x 14 with
4" Overhang

Shingles: Weatherwood

Siding: Tan LP Smart
Panel Beige Trim / Clay
Doors & Shutters

Options: Gable Vents,
Ramp



Grandewood Classic cont.



THE KINGSTON WITH TRIPLE DORMER

Shown: 10 x 16

Shingles: Charcoal

Siding: Avocado

Trim: Navajo

Options: Deluxe Vents

10-12 PITCH WITH TRIPLE DORMER

Shown: 12 x 16

Shingles: Shakewood

Siding: Tan

Trim: Brown

Options: 7' 6" walls


Deluxe Vents



POPULAR OPTIONS



Deluxe
Vents



Ramp

Vinyl Sheds

Vinyl Sheds, as with any of our sheds, make the perfect place for storage or even hobbies such as crafting.

We are amazed that the amount of uses our customers come up with for their sheds.

Man or she cave is not just a term, it's a way of life



THE QUAKER

The Garden shed like all our Grandewood Classics, can be customized with color, roof, windows, and much more. The Garden can come with DuraTemp or Vinyl Siding.

FEATURES

Shown: 10 x 14

Shingles: Pewter

Trim: White

Shutters: Blue

Options: Cupola



THE VILLA

The Villa is a beautiful shed for any yard that can be customized to your landscape.

The Villa is shown with a standard octagon window above the door, and both a front and side entrance. This shed has it all, a great look and plenty of storage space for your personal belongs.

FEATURES

Shown: 10 x 16

Shingles: Charcoal

Siding: Sand, White Trim / Black Shutters

Vinyl Sheds cont.



THE CHALET

A very popular seller, The Chalet shown helps us to understand how you can create a stunning shed with the many options available.

Keep in mind that you can customize the size as well to ensure proper storage for all your belongings.

FEATURES

- Shown:** 10 x 14
- Shingles:** Weatherwood
- Siding:** Khaki White Trim / Black Shutters
- Options:** Octagon Window, Gable Vents, 11-lite Door, Flower boxes

THE COTTAGE

The Cottage shed shown offers double doors with an optional ramp.

The hip style roof is very unique and will have your friends talking

FEATURES

- Shown:** 10 x 14
- Shingles:** Pewter Gray
- Siding:** Pewter White Trim / Red Shutters



THE MINI-BARN

The Mini-Barn is well known shed used many times for storage.

This is a solid structure that will fulfill your storage needs for years to come.

FEATURES

- Shown:** 10 x 12
- Shingles:** Pewter Gray
- Siding:** Pewter
- Trim:** White





THE CAPE

The Cape shed is one of our largest A-Frame sellers. The 4-lite windowed doors, front windows, and optional windowed cupola provide plenty of light for your shed.

This is an upscale shed from the gable. The Cape offers 6" overhangs on the gables and a 7-12 pitch roof.

FEATURES

- Shown:** 10 x 14
- Shingles:** Charcoal
- Siding:** Pewter White Trim / Black Shutters
- Options:** Windowed Cupola

THE GABLE

The Gable is our largest seller. While basic, you can dress the shed up to accommodate your exact needs.

This is a beautiful shed that is shown with optional vents on the side.

Vents will allow for greater circulation of air adding years to your structure

FEATURES

- Shown:** 8 x 12
- Shingles:** Weatherwood
- Siding:** Sand Clay Trim / Clay Shutters
- Options:** Gable Vents



THE DUTCH BARN

This vinyl Dutch Barn shed is an attractive yet unique looking shed. The shed offers additional space including a loft area.

If you need an attractive shed that offers additional space, the Dutch Barn is a great choice.

FEATURES

- Shown:** 8 x 12
- Shingles:** Weatherwood
- Siding:** Autumn Tan Clay Trim / Clay Shutters
- Options:** Gable Vents, Ramp


POPULAR OPTIONS



Deluxe Vents



Regular Cupola



Ramp

Wood Sheds

Our Wood Sheds are LP! With today's green concern and LP's production of engineered materials, our LP sheds are a natural choice for building green and having a low environmental impact.

LP products have one of the most competitive warranties on the market. Our LP sheds feature LP Smart Panel siding and the optional LP Smart Floor and LP Tech Shield radiant barrier roof sheathing.



GABLE

Our Gable shed is within our basic but beautiful woodshed line. Shown with double doors.

Shown: 10 x 12

Roof: Brown Metal

Siding: Avocado, Avocado Trim

Options: Metal Roof

SALTBOX

Shown: 10 x 12

Shingles: Pewter Gray

Siding: Ronks Gray

Ronks Gray Trim

Options: Vents

This saltbox has 7'6" walls on front, 5' walls on back
10-12 Pitch Front Roof
8'12 Pitch Back Roof





THE CAPE

Our wood Cape shed offers a 7-12 pitch roof which is steeper offering a unique look.

Our shingles offer a limited lifetime warranty.

The Cape can be customized with all color, roof, and window options.

FEATURES

- Shown:** 10 x 14
- Shingles:** Shakewood
- Siding:** Clay Beige Trim / Brown Shutters
- Options:** Ramp

THE MINI BARN

Much like our vinyl Mini-Barn, our wood Mini-Barn is known to be a great structure for storage.

The optional cupola is something that should be considered on any shed. This allows for circulation adding years to the life of your shed.

FEATURES

- Shown:** 10 x 12
- Shingles:** Fox Hollow Gray, Lt. Gray Siding / White /Trim
- Options:** Cupola, Gable Vents



THE BARN

One of the biggest features of The Barn shed is the tall walls. These are 6' foot walls instead of 4' allowing for additional space for shelving and tools.

This is the perfect shed for tools and personal belongings.

FEATURES

- Shown:** 10 x 10
- Shingles:** Fox Hollow Gray
- Siding:** Red, White Trim



POPULAR OPTIONS



Deluxe Vents



Regular Cupola



Ramp

Wood Sheds cont.



THE QUAKER

The Quaker shed offers an over hang with higher walls in the front which offers more room for your belongings.

The Quaker also offers more detail and is dressed up a bit over the gable.

FEATURES

Shown: 10 x 14

Shingles: Pewter Gray

Siding: Ronks Gray

White Trim / Gray Shutters

Options: Gable Vents

THE DUTCH BARN

The Dutch Barn is known for a unique style and look and is many times used as a storage shed.

This design allows for more room up top to create one or two lofts adding to the space in your shed.

Shown: 10 x 14

Shingles: Weatherwood

Siding: Clay

Navajo Trim / Red Shutter



Hinged Roof Sheds & Garages



10 x 16 ESTATE

Shingles: Charcoal

Siding: Gray

Trim White / Doors & Shutters Black

Options: 7'6" walls, 10-12 Pitch Roof, Deluxe Vents

12 x 16 ESTATE

Shingles: Shakewood

Siding: Tan, Trim Brown

Options: Brown Windows, Deluxe Vents, 7'6" Walls, 10-12 Pitch, Triple Dormer



12 x 22 ESTATE

Shingles: Charcoal

Siding: White, Trim Black

Options: Black Windows, 10' Dormer, 10-12 Pitch Roof, Transoms above O/H Door, Black Carriage Style O/H Door, House Door Painted



Garages

Need a garage to park your car out off he elements? We have the garage that will fit the demands on your list.

Whether it's just more room to store your things or a nice place to have your workbench.

From our two-story gable to our single-car and modular units, all are built to last!

Let us build your garage for you and help add value to your home and property.



THE TWO-STORY GARAGE

Red LP Smart Panel Siding

This two story garage offers a one car garage and a 2nd story designated for a work area.

This garage is built with the star shutters, garden side door, and transom windows.

FEATURES

Shown: 14 x 24

Shingles: Weatherwood

Siding: Red LP Smart Panel
Beige Trim / Gray Shutters

Options: Cupola & Weathervane,
Heritage Garage Door, Gable Vents

SINGLE BAY

If you are looking for the perfect one car non attached garage, you found it.

This garage shown has plenty of space for your vehicle and a work area.

The single bay comes standard with a side entrance.

FEATURES

Shown: 12 x 20

Shingles: Weatherwood

Siding: Sand Vinyl Siding
Beige Trim / Red Shutters

Options: Heritage Garage Door,
Gable Vents



Lean-To Sheds

Our Lean-To Sheds are designed to fit against your existing garage or house and are available in vinyl or wood.

These are very popular if you don't have a lot of room in your yard but need additional storage area.

Our Lean-To Shed can be built in different sizes and customized to the look of your home.



VINYL LEAN-TO SHEDS



MODULAR Clay LP Smart Panel

Our Modules are brought in two halves. In most areas, our driver can assist you in putting them together.

Two 24 x 36 windows, a side entry

door, and two 9 x 7 garage doors are standard with the modular

FEATURES

Shown: 24 x 24

Shingles: Weatherwood

Siding: Clay LP Smart Panel
Navajo Trim / Red Shutters


FIREWOOD SHEDS

Our Firewood Sheds are an attractive and practical way to provide storage for you firewood.



DOG HOUSES

Our dog houses are available in the Chalet or barn styles, in different sizes and colors.



CHICKEN COOPS

Our chicken coops are available in different sizes and colors.



Shed Gutters



Keep Your Shed Protected & Beautiful for Many Years

We Create 4" Seamless Aluminum Gutters Designed Exclusively for the Shed Industry.



- ✓ **Extend the life of your shed**
- ✓ **Maintenance-free**
- ✓ **Prevent foundation repairs**
- ✓ **Enhance your shed's appearance**
- ✓ **Prevent erosion...control water runoff**
- ✓ **Our rust-free seamless gutters last for many years**
- ✓ **6 colors available**

Black

Brown

Clay

Green

White

Red



Options



Stacked Stone Front



Metal Roof



Heritage Garage Doors



Cupola



Windowed Cupola



11-Lite Door




9-Lite Door



Transom Windows



Arch Window



Octagon Window



Ramp




LP Window Trim



Deluxe Gable Vent



Regular Vinyl Gable Vent



Arch Gable Vent



Flower Box



Porch



Loft and Shelving




Raised Panel Shutters



Rollup Door



Trim & Star Shutters



No Star Shutters



15-Lite Door



Coppertone Cupola




Regular Vent

Other Options Available

- Pressure Treated Floors
- Higher Walls
- Additional Doors
- Custom Size Doors
- Dutch Doors
- Overhead Garage Doors
- Additional Windows
- Picture Windows
- Ridge Vents
- Weathervanes
- Interior Partitions
- Workbenches
- Custom Colors
- Stone Front Options
- Shed Dormers

Design Your Shed

1. Choose the size you need..
2. Select the style you prefer
3. Choose your preferred siding material: Vinyl or Wood ( Smart Panel or DuraTemp)
4. Choose the color for your siding.

VINYL SIDING COLORS



WOOD SIDING COLORS



5. Choose the trim color.

VINYL TRIM COLORS



WOOD TRIM COLORS




6. Choose the shutter color.

SHUTTER COLORS




7. Choose the roof color.

ARCHITECTURAL SHINGLE COLORS



METAL ROOF COLORS



8. Choose the stacked stone front color.

STACKED STONE FRONTS COLORS



Delivery Options



FULLY ASSEMBLED

If your site is accessible, our professionals use trucks and trailers designed specifically to place your shed exactly where you want.



SPECIAL DELIVERY & INSTALLATION

We can arrange to have your shed installed by crane or similar method should the site be inaccessible by truck.



KIT PACKAGE

If your site is not accessible, we can deliver the shed as a package and our professionals will come and assemble it.



CUSTOM BUILT ON SITE

If you have a special order or have a unique location, our professionals can come and build a shed to your specs right on your site.